






Student Learning Experienced Differently  
Cumberland County School Non-Traditional Instruction Program

**SLED DAY # — GRADE LEVEL: THIRD**  
A TOTAL OF THREE ACTIVITIES SHOULD BE COMPLETED EACH DAY  
\*\* PLEASE CIRCLE THE 3 ACTIVITIES THAT YOU HAVE COMPLETED AND RETURN WITH THIS SHEET \*\*



Name: \_\_\_\_\_

**Day Four**

<p><b>Math Whizz</b></p> <p>Complete 2 lessons with assessments (2 Progressions). Assessments are on the blue screen on Math Whizz. Math Whizz Website: <a href="http://www.whizz.com">www.whizz.com</a></p> 	<p><b>Lexia</b></p> <p>Complete 4 units on Lexia or 2 combos on Reading Plus. Lexia website: <a href="http://www.lexiacores5.com/">http://www.lexiacores5.com/</a> Reading Plus: <a href="https://student.readingplus.com">https://student.readingplus.com</a></p> 	<p><b>Math</b></p> <p><u>Constructed Response</u></p> <p>Directions: Answer the following question on a separate sheet of paper. Answer the question in a complete sentence, show your work and explain how you found your answer. (Use the AWE strategy)</p> <p>Penny has 42 beets to sell. She puts 7 beets in each basket. How many baskets of beets does Penny have to sell?</p>	<p><b>Leader in Me</b></p> <p><u>Community Helpers</u></p> <p>Choose your favorite community helper from the list below. Write a paragraph on a sheet of paper about how that person is a leader in the community. Draw a picture of the community helper of your choice.</p> <p><i>Police Officer</i> <i>Mail Carrier</i> <i>Firefighter</i> <i>Construction Worker</i> <i>Doctor</i> <i>Garbage Collector</i></p>
<p><b>Writing</b></p> <p>Think of a time when you disagreed with a friend or family member. Explain how the situation was misunderstood by one or both people. Write a paragraph with 4-5 sentences on a separate sheet of paper describing what you learned from this situation. Remember to indent and to use details in your paragraph.</p>	<p><b>Reflex Math</b></p> <p>Work on improving your multiplication and division fluency by filling in your green dot on Reflex Math.</p> 	<p><b>Writing</b></p> <p>Pretend you have built a snowman and suddenly it began to move. What happened? What did the snowman do? Write 2 paragraphs (4-6 sentences each) on a piece of paper explaining what happened to the snowman and what it did. Make sure to include details. Draw a picture after you have written your paragraphs.</p>	<p><b>Special Class</b></p> <p><u>Surreal Collages</u></p> <p>Materials: old calendars, magazines, glue/tape, scissors Vocabulary: Levitation- making things float that doesn't float Dislocation- putting things where they don't belong Directions: 1. Choose a background page. You can use an old calendar page or a page from a magazine. 2. Select some pictures from magazine and cut out carefully and neatly. 3. Place objects on your background page. When you have the pieces placed where you want them glue them to the page.</p>