








Student Learning Experiences Differently
 Cumberland County Schools' Non-Traditional Instruction Program



Name: _____
SLED DAY - GRADE LEVEL: 2nd
 A total of **THREE** activities should be completed each day. Return this sheet with
your work each day, and circle the three activities you chose.

Day Eight

<p>LEXIA/Reading Plus Activity: Complete 4 units of Lexia or 1 combo of Reading Plus- This activity can be completed each SLED day and repeated with each SLED day if the student wishes to do so.</p>  <p>A Rosetta Stone Company</p>	<p>Leader in Me Task: How can you and your classmates synergize on the school playground? Give examples of how 2nd graders work together to solve problems on their own. Write five sentences and draw a picture of 2nd graders synergizing.</p> 	<p>Writing Task/Activity: Finish the following story starter on a separate sheet of paper. Students must write a minimum of five sentences, and draw pictures of their paragraph/story below it that showcase the steps. To create the perfect snowman, you _____.</p> 	<p>REFLEX MATH Activity: Work on your fact fluency on Reflex Math until you receive a green light or acquire 20 new fluency facts for the day.</p> 
<p>Math Whizz: Complete 2 lessons with assessments (assessments are on the blue screen) of Math Whizz. This activity can be completed each SLED day and repeated with each SLED day if the students wishes to do so.</p>  <p>Maths-Whizz by WHIZZ EDUCATION</p>	<p>WORD PROBLEMS: Jackson puts 19 stamps in his book on Monday. He puts in 32 stamps on Tuesday. How many stamps does Jackson put in his book on those two days? If Jackson's book holds 90 stamps, how many more stamps does he need to fill his book? On a separate sheet of paper, show how you got your answer using two different addition and two different subtraction strategies!</p>	<p>Technology Activity: Pretend you have a public profile in an online community like Facebook or Instagram. There are people you know, and people you don't know, who can view your profile. On a separate sheet of paper, list personal information that you would want to share about yourself. Make sure that everything on the list is safe to share and that it is not private information that could reveal your identity.</p>	<p>ESSENTIAL 55: Select the three most important Essential 55 rules to you, list them and explain why you value those more than others.</p>