



Student Learning Experienced Differently
Camden County Schools' Non-Traditional Instruction Program






CAMDEN COUNTY
PANTHERS

Name: _____

SLED DAY - GRADE LEVEL: 2nd

A total of **THREE** activities should be completed each day. Return this sheet with your work each day, and circle the three activities you chose.

Day Six

<p>LEXIA/Reading Plus Activity:</p> <p>Complete 4 units of Lexia or 1 combo of Reading Plus- This activity can be completed each SLED day and repeated with each SLED day if the student wishes to do so.</p>  <p>A Rosetta Stone® Company</p>	<p>Compound Words:</p> <p>Compound words are words that are made up of two words. Work with a partner. One person should write down one of the two words in a compound word. The other person should try to guess the word that completes the compound word. (For example: hair ____ = haircut). Make a list of twenty compound words and turn it into your teacher.</p> <p>EXTENSION: Create a riddle using each compound word.</p>	<p>Writing/Grammar Task:</p> <p>Make a list of 10 ways you can Sharpen the Saw at home. Write a complete sentence for each of the 10. Draw a picture of how you did Sharpen the Saw today on your SLED Day.</p>	<p>REFLEX MATH Activity:</p> <p>Work on your fact fluency on Reflex Math until you receive a green light or acquire 20 new fluency facts for the day.</p>  <p>reflexmath.com</p>
<p>Math Whizz:</p> <p>Complete 2 lessons with assessments (assessments are on the blue screen) of Math Whizz. This activity can be completed each SLED day and repeated with each SLED day if the students wishes to do so.</p>  <p>Maths-Whizz® by whizz EDUCATION</p>	<p>MONEY DRAMA:</p> <p>Ms. Barrick, Mrs. Diane and Ms. Kacey need to come up with \$5.00 to buy a new playdough kit for 2nd grade. Ms. Barrick has a one dollar bill and five dimes. Mrs. Diane has two dollars and three quarters. Ms. Kacey has one dollar, six nickels, and 43 pennies. Do they have enough money all together for the playdough kit? EXPLAIN why or why not. Show your answer and your work on a separate sheet of paper.</p>	<p>Technology Activity:</p> <p>Create a cartoon about a cyberbullying situation on a separate sheet of paper. Each frame should show a different part of the situation:</p> <p>FRAME 1: Make a cartoon about something that a cyberbully might do or write online. Remember to use language appropriate for school. FRAME 2: Show what you might do if you saw what the cyberbully has done or written. FRAME 3: What might be a positive outcome, or result, of the situation?</p>	<p>VENN DIAGRAM:</p> <p>Choose two objects in your home and create a VENN Diagram in which you compare/contrast them, in which you have at least five similarities and five differences. Be creative!</p> <p>For Example: Apple & Orange</p> 